

← [Go to previous page \(https://assessmentonline.naac.gov.in/public/index.php/hei/clarification_SSR\)](https://assessmentonline.naac.gov.in/public/index.php/hei/clarification_SSR)

Extended Profile Deviations

Metrics Level Deviations









HEI Name : BISHNU SAMANTARAY COLLEGE

Request Date : 26/02/2018

Number of Clarifications : 17

AISHE ID : C-39790

Response Date : 07/03/2018

Extended ID	Deviation Details and HEI Response	Affected Metrics	Findings of DVV	Response of HEI	Status
1.1	Number of courses offered by the institution across all programs during the last five years HEI Input : 05	1.2.1	Kindly provide the filled in link of filled in template of the extended profile (with password, if any) <div>   </div>	The CBCS Course has been introduced from the session 2015-16. It has already completed two years. The present 2017-18 course is traditional course without semester system. <div>   </div> ()	No Change
1.2	Number of self-financed Programs offered by college HEI Input : 00		Kindly provide the filled in link of filled in template of the extended profile (with password, if any) <div>   </div>	There is no self finance programme introduced by the college <div>   </div> ()	No Change

1.3	<p>Number of new programmes introduced in the college during the last five years</p> <p>HEI Input : 00</p>		<p>Kindly provide the filled in link of filled in template of the extended profile (with password, if any)</p>	<p>There is no new programme introduced in the college during last five years.</p> <p>()</p>	No Change										
2.1	<p>Number of students year-wise during the last five years</p> <p>HEI Input :</p> <table><tr><td>2016-17</td><td>2015-16</td><td>2014-15</td><td>2013-14</td><td>2012-13</td></tr><tr><td>437</td><td>440</td><td>414</td><td>351</td><td>290</td></tr></table>	2016-17	2015-16	2014-15	2013-14	2012-13	437	440	414	351	290	<p>2.2.3 1.3.3 5.1.1 3.4.4 5.1.5 2.1.1 5.1.2 2.2.2 2.3.3 4.2.6 4.3.2 1.2.3 5.1.4</p>	<p>Kindly provide the filled in link of filled in template of the extended profile (with password, if any)</p>	<p>6 Percent Nil 1 percent 17.82 Percent 100 Percent Nil 50 Percent</p> <p>()</p>	No Change
2016-17	2015-16	2014-15	2013-14	2012-13											
437	440	414	351	290											
2.2	<p>Number of seats earmarked for reserved category as per GOI/State Govt rule year-wise during the last five years</p> <p>HEI Input :</p> <table><tr><td>2016-17</td><td>2015-16</td><td>2014-15</td><td>2013-14</td><td>2012-13</td></tr><tr><td>208</td><td>210</td><td>198</td><td>167</td><td>138</td></tr></table>	2016-17	2015-16	2014-15	2013-14	2012-13	208	210	198	167	138	<p>2.1.3</p>	<p>Kindly provide the filled in link of filled in template of the extended profile (with password, if any)</p>	<p>100 Percent</p> <p>()</p>	No Change
2016-17	2015-16	2014-15	2013-14	2012-13											
208	210	198	167	138											

2.3	<p>Number of outgoing / final year students year-wise during the last five years</p> <p>HEI Input :</p> <table><tr><td>2016-17</td><td>2015-16</td><td>2014-15</td><td>2013-14</td><td>2012-13</td></tr><tr><td>150</td><td>136</td><td>128</td><td>87</td><td>75</td></tr></table>	2016-17	2015-16	2014-15	2013-14	2012-13	150	136	128	87	75	5.2.2 5.2.1	<p>Kindly provide the filled in link of filled in template of the extended profile (with password, if any)</p>	<p>25 Percent 60 Percent</p> <p>()</p>	No Change
2016-17	2015-16	2014-15	2013-14	2012-13											
150	136	128	87	75											
2.4	<p>Total number of outgoing / final year students</p> <p>HEI Input : 576</p>		<p>Kindly provide the filled in link of filled in template of the extended profile (with password, if any)</p>	<p>Average no of outgoing students is 115 per years.</p> <p>()</p>	No Change										
3.1	<p>Number of teachers year-wise during the last five years</p> <p>HEI Input :</p> <table><tr><td>2016-17</td><td>2015-16</td><td>2014-15</td><td>2013-14</td><td>2012-13</td></tr><tr><td>25</td><td>23</td><td>19</td><td>17</td><td>17</td></tr></table>	2016-17	2015-16	2014-15	2013-14	2012-13	25	23	19	17	17		<p>Kindly provide the filled in link of filled in template of the extended profile (with password, if any)</p>	<p>Average no of teacher per year is 20</p> <p>()</p>	No Change
2016-17	2015-16	2014-15	2013-14	2012-13											
25	23	19	17	17											

3.2	<p>Number of full time teachers year-wise during the last five years</p> <p>HEI Input :</p> <table><tr><td>2016-17</td><td>2015-16</td><td>2014-15</td><td>2013-14</td><td>2012-13</td></tr><tr><td>16</td><td>16</td><td>15</td><td>14</td><td>13</td></tr><tr><td>16</td><td>14</td><td>14</td><td>14</td><td>14</td></tr></table>	2016-17	2015-16	2014-15	2013-14	2012-13	16	16	15	14	13	16	14	14	14	14	<p>2.4.4 2.4.3 2.4.2 3.3.4 6.3.4 2.2.2 2.3.2 4.2.6 1.1.3 2.4.1 6.3.2 3.3.3</p>	<p>Kindly provide the filled in link of filled in template of the extended profile (with password, if any)</p>	<p>3 Percent Nil 3 Percent 86 Percent 7 Percent Nil Nil Nil</p> <p>()</p>	No Change
2016-17	2015-16	2014-15	2013-14	2012-13																
16	16	15	14	13																
16	14	14	14	14																
3.3	<p>Number of sanctioned posts year-wise during the last five years</p> <p>HEI Input :</p> <table><tr><td>2016-17</td><td>2015-16</td><td>2014-15</td><td>2013-14</td><td>2012-13</td></tr><tr><td>17</td><td>16</td><td>15</td><td>14</td><td>13</td></tr><tr><td>18</td><td>18</td><td>18</td><td>18</td><td>18</td></tr></table>	2016-17	2015-16	2014-15	2013-14	2012-13	17	16	15	14	13	18	18	18	18	18	<p>2.4.5 2.4.1</p>	<p>Kindly provide the filled in link of filled in template of the extended profile (with password, if any)</p>	<p>86 Percent Nil</p> <p>()</p>	No Change
2016-17	2015-16	2014-15	2013-14	2012-13																
17	16	15	14	13																
18	18	18	18	18																
3.4	<p>Total experience of full-time teachers</p> <p>HEI Input : 391 years</p>	2.4.3	<p>Kindly provide the filled in link of filled in template of the extended profile (with password, if any)</p>	<p>The average teaching experience of full time teachers in the last 5 years is 16 Years</p> <p>()</p>	No Change															

3.5	Number of full time teachers worked in the institution during the last 5 years HEI Input : 27	3.1.2	Kindly provide the filled in link of filled in template of the extended profile (with password, if any)	Average no of research projects per teacher -Nil ()	No Change										
4.1	Total number of classrooms and seminar halls HEI Input : 31	4.1.3	Kindly provide the filled in link of filled in template of the extended profile (with password, if any)	60 Percent ()	No Change										
4.2	Total Expenditure excluding salary year-wise during the last five years (INR in Lakhs) HEI Input : <table><tr><td>2016-17</td><td>2015-16</td><td>2014-15</td><td>2013-14</td><td>2012-13</td></tr><tr><td>25</td><td>57</td><td>31</td><td>21</td><td>11</td></tr></table>	2016-17	2015-16	2014-15	2013-14	2012-13	25	57	31	21	11	4.4.1 7.1.8 4.1.4	Kindly provide the filled in link of filled in template of the extended profile (with password, if any)	Nil 30 Percent 6 Percent ()	No Change
2016-17	2015-16	2014-15	2013-14	2012-13											
25	57	31	21	11											

<p>Kindly provide the filled in link of filled in template of the extended profile (with password, if any)</p>	<p>The student computer ratio is 20:1</p>
<p>Kindly provide the filled in link of filled in template of the extended profile (with password, if any)</p>	<p>Unit cost of education including the salary component is 0.14 lakhs</p>
<p>Kindly provide the filled in link of filled in template of the extended profile (with password, if any)</p>	<p>Unit cost of education excluding the salary component is 0.04 Lakhs</p>

Copyright © 2017 naac.gov.in (<http://www.naac.gov.in/>). All rights reserved.